

C&NTSA League Statistics since Summer 2004

Competition	Record numbers of entries		Record Scores (per round)			Record Aggregates (per season)		
	Number	Season	Score	Achieved by	Season/Round	Agg	Achieved by	Season
Overall Individual entries	1719	2024						
Overall Team entries	122	2010-11						
Number of clubs	93	2020						
10M Air Pistol	202	2019	199	R. Doak (East Antrim) M. Popazov (Deddington)	2011-12/R04 2022-23/R09	1939	W. Man (Maidenhead)	2016
10M Air Pistol (SuppRest)	40	2024	196	B. J. Sandoe (Crewe)	2019-20/R03	1917	B. Moat (Blackburn)	2023-24
10M Air Pistol (SuppRest) Seniors	18	2024						
10M Air Pistol Juniors	11	2024	193	Kirsten Dodd (Cumb News)	2018/R04	1879	H. McDonald (Balerno & Currie)	2023-24
10M Air Pistol Seniors	55	2019-20	195	D. Owen (Cumberland)	2022/R04	1900	D. Owen (Cumberland)	2021-22
10M Air Pistol Team	29	2010-11	572	Crewe A	2022-23/R04	5569	Workington Cumb News A Blackburn A Crewe A	2004 2005-06 2006-07 2022-23
10M Air Rifle	100	2014	200	J. Howsley (K Kendal) R. Davis (West Midlands) C. Jelbert (Little Clacton R C) D. Rivers (Wantage)	2011-12/R01 2011/R01 2012-13/R09 2014/R09	1988	C. Jelbert (Little Clacton R C)	2013-14
10m Air Rifle (SuppRest)	29	2024	197	I. Vance (Dechmont)	2023/R07	1920	T. Mooney (Crewe)	2023
10M Air Rifle Juniors	14	2024	197	K. Scott (Balerno & Currie)	2023/R10	1917	K. Scott (Balerno & Currie)	2023
10M Air Rifle Seniors	13	2021-22	200	C. Jelbert (Little Clacton)	2017-18/R02	1975	C. Jelbert (Little Clacton)	2017-18
10M Air Rifle Team	10	2015	587	Alloa A	2017/R02	5654	Little Clacton R C Crewe A Alloa A	2011-12 2012-13 2015
10m Air Rifle (SuppRest) Seniors	15	2024						
20Yd Pistol	48	2015	200	R. Craig (Swarland)	2014-15/R06	1962	R. Craig (Swarland)	2014-15
20Yd Pistol Seniors	15	2022	199	R. Ker (Derby)	2020/R01	1919	D. Owen (Cumberland)	2021-22
20Yd Pistol Team	10	2014	570	Cumb News	2014-15/R06	5412	Cumb News BAE Systems A Workington Blackburn	2004 2005-06 2005 2009-10
6Yd Air Pistol	39	2004	195	M. Linacre (Comber)	2013-14/R03	1874	R. Hair (Dumfries)	2005
Gallery Rifle Any Sights	58	2024	200	Too numerous to list here (262)		2000	M. Loader (Deddington & District)	2010-11
Gallery Rifle Any Sights Seniors	22	2023-24	200	M. Loader (Deddington) R. White (Market Drayton) R. Marshall (Rotherham Chantry) J. Shine (Derby)	2018-19/R03 2019/R09 2023-24/R02 2023-24/R09	1988	M. Loader (Deddington)	2019-20
Gallery Rifle Any Sights Team	36	2007	598	Deddington A	2011/R03	5951	Deddington & District Deddington A	2011-12 2011
Gallery Rifle Iron Sights	80	2018	200	Too numerous to list here (35)		1988	N. Jones (Altrincham)	2019
Gallery Rifle Iron Sights Seniors	20	2022-23	200	C. Williams (York RI)	2023-24/R04	1953	J. Wood (York R I)	2018-19
Gallery Rifle Iron Sights Team	5	2010-11	600	Deddington & District A	2010-11/R04	5963	Felton A Deddington & District A	2010-11 2010-11
Long Barrelled Pistol	38	2023-24	200	J. Braithwaite (Morecambe)	2018-19/R10	1945	D. Owen (Cumberland)	2021-22
Long Barrelled Pistol Seniors	12	2019	199	D. Owen (Cumberland)	2021-22/R04	1945	D. Owen (Cumberland)	2021-22
Long Barrelled Revolver A/S	15	2024						
Long Barrelled Revolver I/S	11	2024						
Long Barrelled Revolver I/S Seniors	5	2024						
Long Range Bench (100y)	61	2024	200.012	J. Jablonski (Derby)	2023-24/R03	1997.067	J. Gardiner (Drumlean)	2023-24
Long Range Bench (100y) Seniors	16	2024	200.012	J. Jablonski (Derby)	2023-24/R03	1997.067	J. Gardiner (Drumlean)	2023-24
Long Range Bench (100y) Team	9	2024	590.015	York RI A	2023/R08	5774.102	York RI A	2023
Long Range Bench (50m/y)	121	2020	200.012	J. Forrest (York RI)	2023-24/R02	1999.000	T. Hankey (Wigan) J. Christie (Comber)	2009 2016-17
Long Range Bench (50m/y) Seniors	26	2022	200.008	D. C. J. Poxon (Leicester) M. McGlennon (Comber)	2021-22/R07 2023/R09	1994.000	T. McMillan (Downshire RC)	2019
Long Range Bench (50m/y) Team	8	2024	600.000	Downshire RC B	2019/R03	5976.000	Bideford Cumb News Downshire RC A	2016 2017 2019
LR Rifle 100 Any	24	2020	200	L. Welsh (East Bristol) K. Greenaway (Perth) J. Forrest (York RI)	2014/R03 2019/R09 2022/R10	1977	L. Welsh (East Bristol)	2014
LR Rifle 100 Any Seniors	48	2007	200	K. Greenaway (Perth)	2019/R09	1973	K. Greenaway (Perth)	2019
LR Rifle 50 Any	26	2008-09	200	C. Skellett (Watford) C. Craig (Sunderland)	2013/R03 2006/R03	1975	M. L. Ives (K Kendal)	2006-07
LR Rifle 50 Iron	66	2012	200	M. Sinfield (K Kendal) K. Greenaway (St. Andrews)	2011/R07 2014/R10	1975	C. Craig (Sunderland)	2006
LR Rifle 50 Iron Seniors	9	2022	198	K. Greenaway (Perth)	2019/R06	1951	K. Greenaway (Perth)	2019
LR Rifle 50 Iron Team	20	2005	594	K Kendal	2010/R05	5844	K Kendal A Cumb News A Hawick A Alloa A	2004 2004 2006 2013
Muzzle-loading Nitro	7	2022-23	96	G. Collins (Deddington)	2023/R09	930	G. Collins (Deddington)	2022-23
Muzzle-loading Nitro Seniors	0	2004						
Muzzle-loading Pistol	39	2006-07	99	Too numerous to list here (8) C. Lockwood (Preston Grasshoppers)	2018-19/R08 2021/R01	964	C. Lockwood (Preston Grasshoppers)	2019
Muzzle-loading Pistol Seniors	8	2018-19	99	N. Pye (Tayside) A. Kirkham (Preston Grasshoppers)	2022/R05 2010/R09	964	C. Lockwood (Preston Grasshoppers)	2019
Muzzle-loading Revolver	42	2007	98	P. E. Harrison (Wellington Skipton) R. Gascoyne (Felton)	2014/R07 2019-20/R08	939	G. Betteridge (Swansea)	2009-10
Muzzle-loading Revolver Seniors	10	2019	97	N. Pye (Tayside)	2021/R02	921	R. Singletton (Deddington)	2018
Rapid Fire Air Pistol	17	2019	190	R. Hackett (GEC-Coventry)	2020/R01	1824	J. Slater-Morris (Goodyear)	2023
Rapid Fire Rifle	36	2006-07	300	M. Sparkes (Derby)	2008/R10	2970	M. Sparkes (Derby)	2008
Rapid Fire Rifle Seniors	6	2022	275	T. Young (Comber) G. Duff (Comber)	2022/R04 2022/R08	2650	T. Earnshaw (Furness Marksmen)	2022
Short Range Bench (Air) Juniors	12	2024						
Short Range Bench (Rim&Air)	257	2019-20	200	Too numerous to list here (1624)		2000.000	Too numerous to list here (6)	
Short Range Bench (Air)	119	2024	200.012	R. Robertson (Dechmont)	2021/R10	1997.038	I. Vance (Dechmont)	2022
Short Range Bench (Air) Seniors	21	2024	200.009	K. Johns (Cardiff)	2023/R06	1997.038	I. Vance (Dechmont)	2022
Short Range Bench (Air) Team	10	2024	599.016	Vickers	2023-24/R07	5951.125	Bury Vickers	2022-23 2023-24
Short Range Bench (Rimfire)	206	2023-24	200.014	A. Dewsnip (Wigan)	2023-24/R02	1998.060	A. Dewsnip (Wigan)	2022-23
Short Range Bench (Rimfire) Juniors	9	2024	198.002	J. Wood (Cumb News)	2023-24/R08	1931.016	J. Wood (Cumb News)	2023-24
Short Range Bench (Rimfire) Seniors	54	2023-24	200.014	A. Dewsnip (Wigan)	2023-24/R02	1998.060	A. Dewsnip (Wigan)	2022-23
Short Range Bench (Rimfire) Team	24	2022-23	598.016	Furness Marksmen	2023-24/R08	5941.127	Warrington A GEC-Coventry GEC (Coventry) GEC (Coventry) A	2021-22 2021 2022-23 2023-24
Short Range Bench Seniors (Rim&Air)	47	2019-20	200	Too numerous to list here (133)		2000.000	J. Matthews (Downshire) W. Seddon (Wigan) F. Tumelty (Downshire)	2019-20 2019-20 2019-20
Short Range Bench Team (Rim&Air)	25	2019-20	600.000	Downshire RC Downshire A Downshire B Downshire C Blackburn A	2018-19/R09 2019-20/R01 2019-20/R05 2019-20/R07 2019-20/R08	5994.000	East Antrim A Downshire RC Downshire A	2016-17 2018-19 2019-20
Short Range Pistol	20	2017-18	291	E. Thornton (Penzance & St. Ives)	2020/R01	2818	D. Owen (Cumberland)	2023
Short Range Pistol Seniors	6	2023	289	D. Owen (Cumberland)	2023/R04	2818	D. Owen (Cumberland)	2023
Short Range Rifle	238	2009-10	100	Too numerous to list here (575)		995	K. Greenaway (St Andrews)	2015-16
Short Range Rifle Juniors	6	2017-18	99	K. Scott (Balerno & Currie)	2023/R05	975	K. Scott (Balerno & Currie)	2023
Short Range Rifle Seniors	19	2022-23	99	Too numerous to list here (60)		987	A. Anderson (Hawick)	2019-20
Short Range Rifle Team	60	2006-07	597	Morecambe A	2005/R10	5912	Bury A Weston A	2004 2009
Sport Rifle	223	2014-15	99	Too numerous to list here (319)		998	S. Chambers (Workington)	2019-20
Sport Rifle Juniors	5	2018	98	T. Mason (K Kendal)	2018/R01	951	T. Mason (K Kendal)	2018
Sport Rifle Seniors	47	2024	99	S. Chambers (Workington) K. Hayes (Altrincham)	2020-21/R01 2023-24/R05	996	S. Chambers (Workington)	2022
Sport Rifle Team	32	2006	589	Derby Wellington Skipton A	2010/R05 2016-17/R10	5826	Workington A St. Giles Yarners A Derby A Wellington Skipton A	2004 2005 2008-09 2016-17

(Items in red are records set or equalled in the current season. "Too numerous" means there are more than five in the list.)

Note that record scores might not be accurate as full score data is not available prior to 2009.

CUMBRIA & NORTHUMBRIA TSA LEAGUES - ENTRIES PER SEASON

Season	2004	2004-05	2005	2005-06	2006	2006-07	2007	2007-08	2008	2008-09	2009	2009-10	2010	2010-11	2011	2011-12	2012	2012-13	2013	2013-14	2014	2014-15	2015	2015-16	2016
Overall Individual entries	506		624	639	646	827	764	822	831	928	1004	1026	965	1016	928	909	944	1004	995	1046	1100	1132	1160	1038	1182
Overall Team entries	87		89	110	101	114	90	94	92	106	97	110	83	122	97	92	95	94	95	101	108	106	100	91	103
Number of clubs	38		46	49	51	59	57	58	62	65	75	69	68	69	69	67	71	75	73	76	78	81	82	75	80
10M Air Pistol	107		117	120	109	133	119	126	137	137	159	178	149	156	161	156	160	165	166	176	177	189	195	178	198
10M Air Pistol (SuppRest)																									
10M Air Pistol (SuppRest) Seniors																									
10M Air Pistol Juniors																									
10M Air Pistol Seniors																									
10M Air Pistol Team	22		17	21	20	19	19	18	25	20	20	28	19	29	26	26	21	26	24	24	26	26	27	23	21
10M Air Rifle	18		33	30	30	39	34	30	31	39	66	61	60	65	52	57	78	81	89	97	100	95	87	71	74
10m Air Rifle (SuppRest)																									
10M Air Rifle Juniors																									
10M Air Rifle Seniors																									
10M Air Rifle Team																6	9	6	8	6	7	7	10	8	9
10m Air Rifle (SuppRest) Seniors																									
20Yd Pistol	26		33	32	27	35	33	31	29	31	29	38	36	32	30	24	32	34	36	40	41	38	48	37	34
20Yd Pistol Seniors																									
20Yd Pistol Team	4		6	4	4	5	5	5	5	5	7	9	7	8	4	4	6	6	5	7	10	8	6	6	5
6Yd Air Pistol	39		37	29	27	19	14	16	13	12	18	12	17	12	9	12	15	18	21	13	15	17	18	19	19
Gallery Rifle Any Sights						40	15	36	46	42	26	26	30	33	27	32	31	37	36	34	33	36	40	35	43
Gallery Rifle Any Sights Seniors																									
Gallery Rifle Any Sights Team							36							6	5	3	3								
Gallery Rifle Iron Sights											30	37	40	52	44	41	51	54	52	52	51	53	65	62	66
Gallery Rifle Iron Sights Seniors																									
Gallery Rifle Iron Sights Team													5												
Long Barrelled Pistol																									
Long Barrelled Pistol Seniors																									
Long Barrelled Revolver A/S																									
Long Barrelled Revolver I/S																									
Long Barrelled Revolver I/S Seniors																									
Long Range Bench (100y)																									
Long Range Bench (100y) Seniors																									
Long Range Bench (100y) Team																									
Long Range Bench (50m/y)								23	34	35	55	39	46	41	43	37	52	44	41	41	67	67	89	38	92
Long Range Bench (50m/y) Seniors							21																		
Long Range Bench (50m/y) Team																									6
LR Rifle 100 Any											10		7		3		5		6		7		10		13
LR Rifle 100 Any Seniors							48																		
LR Rifle 50 Any					15	15	11		26	8		6	8	4	18				7		9				
LR Rifle 50 Iron	52		65		49				52	59		53		64			66		62		54		62		40
LR Rifle 50 Iron Seniors						6																			
LR Rifle 50 Iron Team	19		20		16					15		13		10			15		13		15		15		9
Muzzle-loading Nitro																									
Muzzle-loading Nitro Seniors																									
Muzzle-loading Pistol	22		30	27	29	39		22	20	15	22	16	24	18	16	12	14	14	19	16	17	11	15	14	18
Muzzle-loading Pistol Seniors																									
Muzzle-loading Revolver							42	15	17	18	24	16	23	16	18	16	19	16	24	23	27	24	26	22	24
Muzzle-loading Revolver Seniors																									
Rapid Fire Air Pistol																									
Rapid Fire Rifle			6	17	35	36	24	30	21	30	22	28	22	26	17	17	14	18	16	21	21	21	22	19	22
Rapid Fire Rifle Seniors																									
Short Range Bench (Air) Juniors																									
Short Range Bench (Rim&Air)						49	58	70	72	95	101	112	90	106	92	102	99	125	118	133	156	177	155	176	197
Short Range Bench (Air)																									
Short Range Bench (Air) Seniors																									
Short Range Bench (Air) Team																									
Short Range Bench (Rimfire)																									
Short Range Bench (Rimfire) Juniors																									
Short Range Bench (Rimfire) Seniors																									
Short Range Bench (Rimfire) Team																									
Short Range Bench Seniors (Rim&Air)																									
Short Range Bench Team (Rim&Air)																									11
Short Range Pistol	8		11	11	10	14	12	14	15	12	13	14	14	16	14	15	12	12	14	17	11	10	13	10	13
Short Range Pistol Seniors																									
Short Range Rifle	86		108	193	130	204	142	193	140	220	160	238	150	216	138	187	120	200	127	175	123	173	115	151	130
Short Range Rifle Juniors																									
Short Range Rifle Seniors																									

CUMBRIA & NORTHUMBRIA TSA LEAGUES - ENTRIES PER SEASON

Season	2004	2004-05	2005	2005-06	2006	2006-07	2007	2007-08	2008	2008-09	2009	2009-10	2010	2010-11	2011	2011-12	2012	2012-13	2013	2013-14	2014	2014-15	2015	2015-16	2016
Short Range Rifle Team	22		25	56	29	60	27	52	39	58	32	51	24	49	30	35	27	34	27	37	27	37	20	29	22
Sport Rifle	148		184	180	200	204	174	207	201	215	208	205	203	214	193	186	179	189	164	200	193	223	201	207	199
Sport Rifle Juniors																									
Sport Rifle Seniors																									
Sport Rifle Team	20		21	29	32	30	24	19	23	23	23	22	20	25	22	18	14	22	18	27	23	28	22	25	20

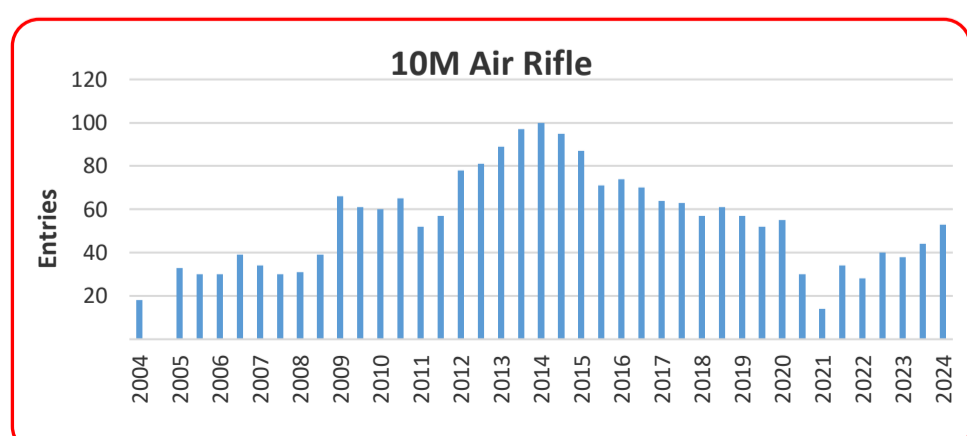
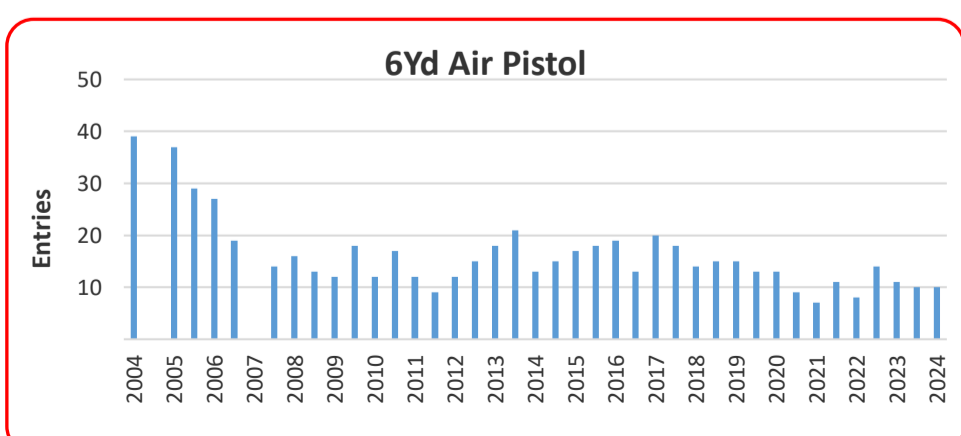
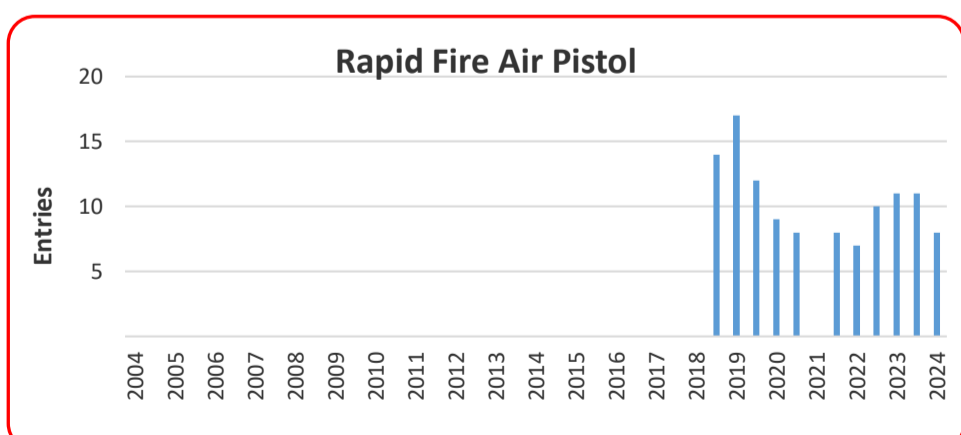
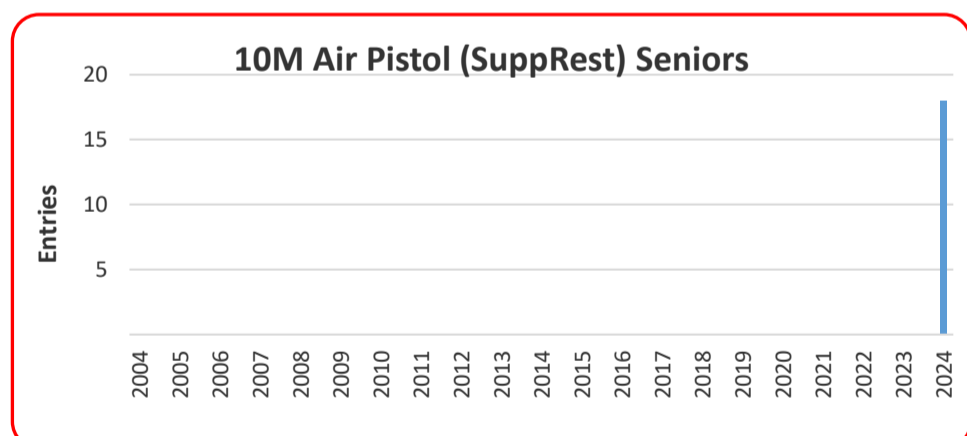
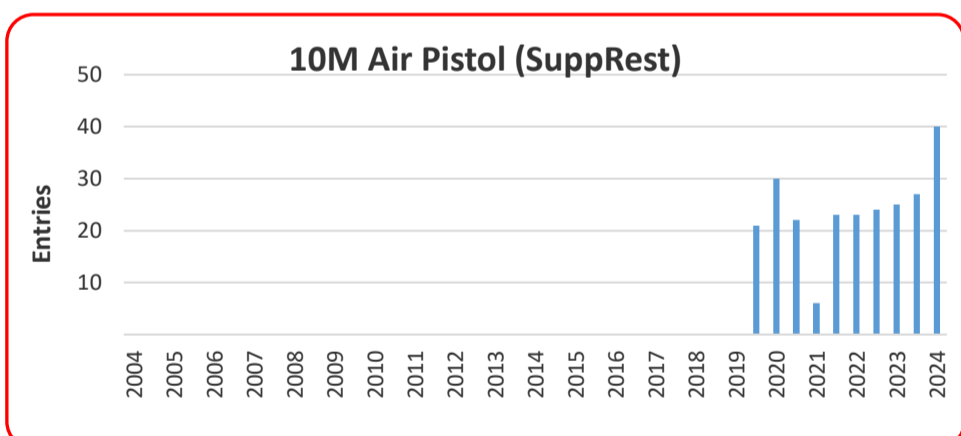
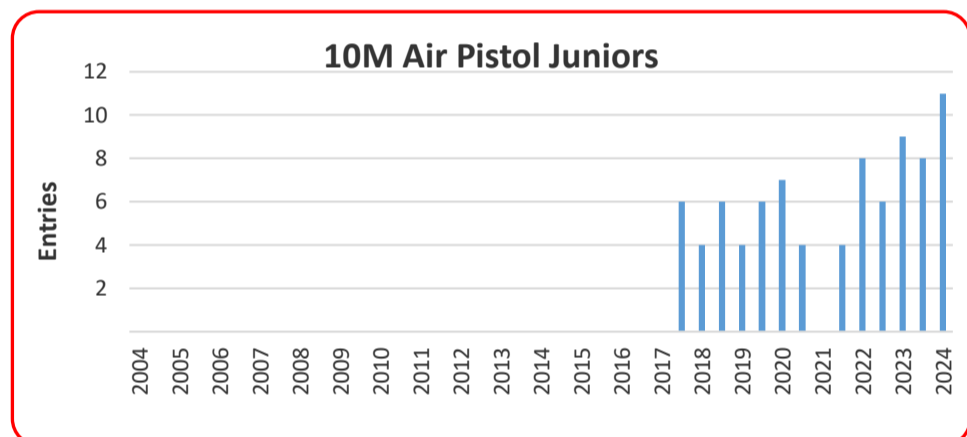
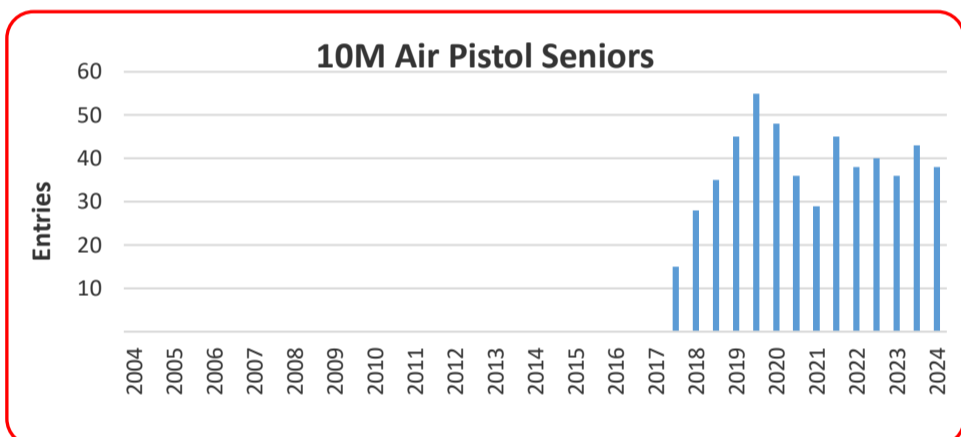
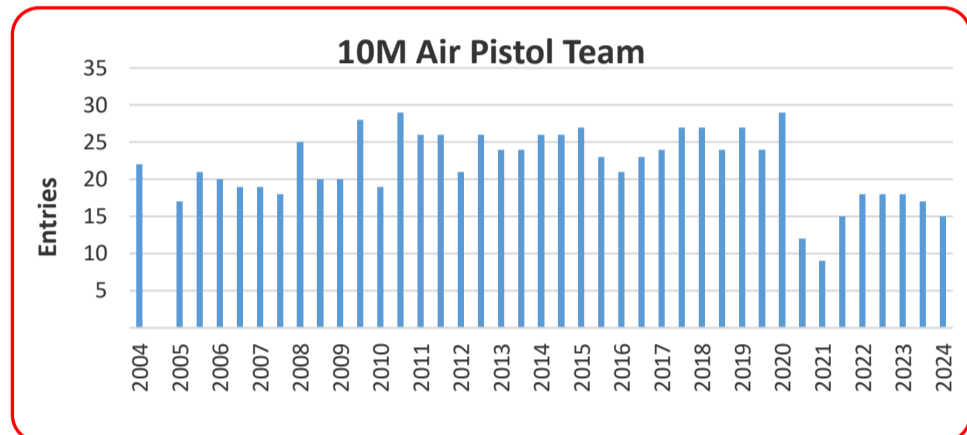
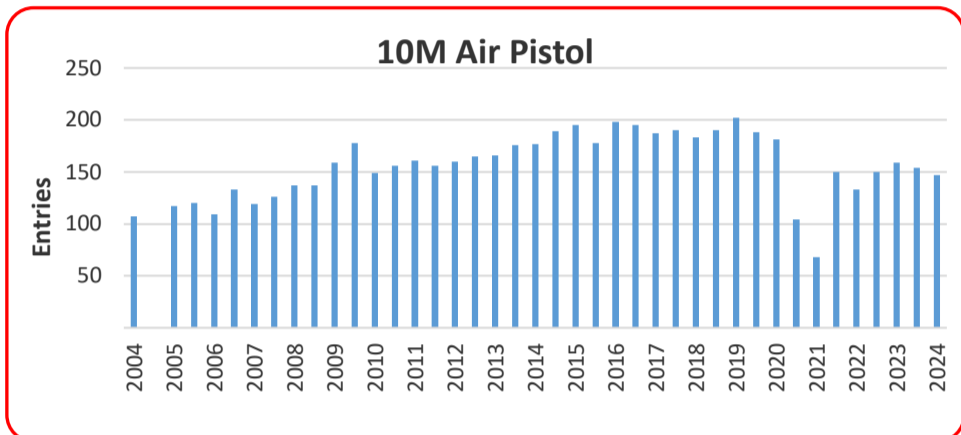
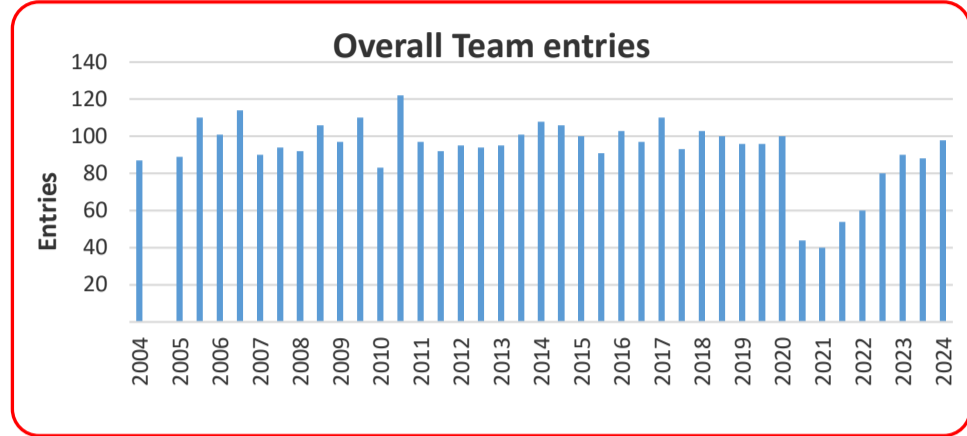
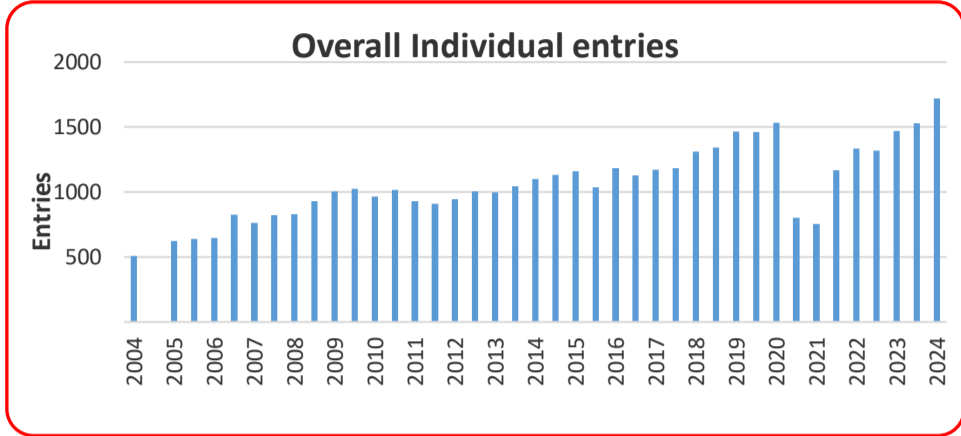
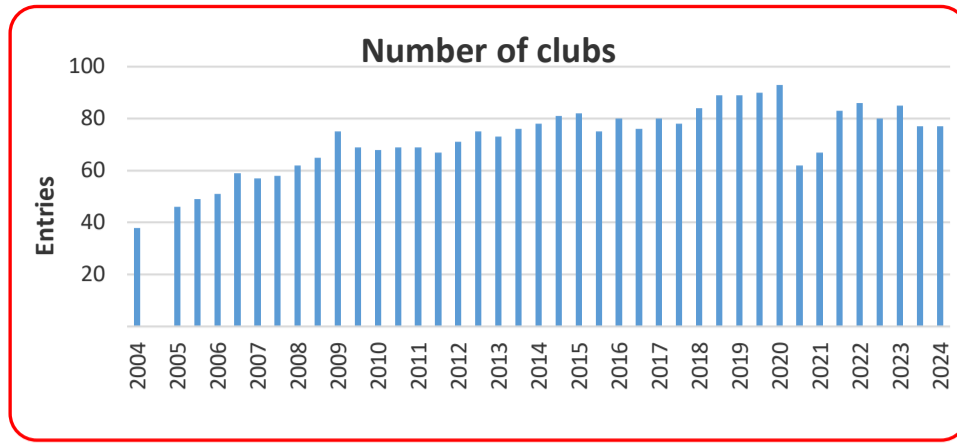
CUMBRIA & NORTHUMBRIA TSA LEAGUES - ENTRIES PER SEASON

Season	2016-17	2017	2017-18	2018	2018-19	2019	2019-20	2020	2020-21	2021	2021-22	2022	2022-23	2023	2023-24	2024
Overall Individual entries	1128	1171	1183	1311	1344	1466	1460	1532	803	753	1168	1334	1318	1469	1528	1719
Overall Team entries	97	110	93	103	100	96	96	100	44	40	54	60	80	90	88	98
Number of clubs	76	80	78	84	89	89	90	93	62	67	83	86	80	85	77	77
10M Air Pistol	195	187	190	183	190	202	188	181	104	68	150	133	150	159	154	147
10M Air Pistol (SuppRest)							21	30	22	6	23	23	24	25	27	40
10M Air Pistol (SuppRest) Seniors																18
10M Air Pistol Juniors			6	4	6	4	6	7	4		4	8	6	9	8	11
10M Air Pistol Seniors			15	28	35	45	55	48	36	29	45	38	40	36	43	38
10M Air Pistol Team	23	24	27	27	24	27	24	29	12	9	15	18	18	18	17	15
10M Air Rifle	70	64	63	57	61	57	52	55	30	14	34	28	40	38	44	53
10m Air Rifle (SuppRest)							8	13	6	5	17	15	12	13	18	29
10M Air Rifle Juniors			4	7	8	7	6	5				4	6	9	11	14
10M Air Rifle Seniors			9	10	12	12	12	11	8	5	13	7	9	8	8	11
10M Air Rifle Team	7	9	8	7	7	7	5	9								4
10m Air Rifle (SuppRest) Seniors																15
20Yd Pistol	23	26	25	36	29	34	31	29	20	17	44	46	39	41	43	42
20Yd Pistol Seniors						9		7			11	15	9	9	12	11
20Yd Pistol Team		5	6	6	3											
6Yd Air Pistol	13	20	18	14	15	15	13	13	9	7	11	8	14	11	10	10
Gallery Rifle Any Sights	43	43	48	52	39	50	43	45	22	32	38	46	47	47	56	58
Gallery Rifle Any Sights Seniors			6	11	9	14	12	12	6	8	13	18	16	19	22	17
Gallery Rifle Any Sights Team																
Gallery Rifle Iron Sights	69	69	68	80	56	71	75	78	43	45	70	76	72	73	67	61
Gallery Rifle Iron Sights Seniors				8	8	10	12	14	8	12	16	14	20	20	20	16
Gallery Rifle Iron Sights Team																
Long Barrelled Pistol					31	33	34	34	21	13	22	24	34	31	38	27
Long Barrelled Pistol Seniors						12	8	10	5		9	11	12	6	12	8
Long Barrelled Revolver A/S																15
Long Barrelled Revolver I/S																11
Long Barrelled Revolver I/S Seniors																5
Long Range Bench (100y)												20	19	42	34	61
Long Range Bench (100y) Seniors														13	15	16
Long Range Bench (100y) Team														6		9
Long Range Bench (50m/y)	67	88	57	105	94	102	86	121	51	74	76	96	57	90	71	102
Long Range Bench (50m/y) Seniors				6		8	11	19	11	12	8	26		21	9	16
Long Range Bench (50m/y) Team		6		5		7		5						6		8
LR Rifle 100 Any				10		17		24		19		14		15		11
LR Rifle 100 Any Seniors						7				8		8				5
LR Rifle 50 Any																
LR Rifle 50 Iron		48		22		29		41		30		35		32	8	36
LR Rifle 50 Iron Seniors						6						9		8		9
LR Rifle 50 Iron Team		8		4		6		4		5				6		5
Muzzle-loading Nitro											5		7	6	6	5
Muzzle-loading Nitro Seniors																
Muzzle-loading Pistol	17	14	18	15	19	20	18	13	8	13	9	17	10	11	10	9
Muzzle-loading Pistol Seniors			5	6	8	8	8			5	5	7	6			5
Muzzle-loading Revolver	23	31	25	24	22	27	18	27	11	14	17	17	17	14	14	16
Muzzle-loading Revolver Seniors				7		10				5	5					6
Rapid Fire Air Pistol					14	17	12	9	8		8	7	10	11	11	8
Rapid Fire Rifle	25	21	15	27	25	23	23	18	13	14	18	22	21	22	19	18
Rapid Fire Rifle Seniors									4					6		
Short Range Bench (Air) Juniors																12
Short Range Bench (Rim&Air)	189	208	211	209	233	218	257									
Short Range Bench (Air)								67	28	30	34	43	67	85	93	119
Short Range Bench (Air) Seniors								8	10	9	10	10	11	13	17	21
Short Range Bench (Air) Team								5					6	6	8	10
Short Range Bench (Rimfire)								195	86	76	135	147	166	176	206	190
Short Range Bench (Rimfire) Juniors									5					6	7	9
Short Range Bench (Rimfire) Seniors								34	19	13	26	24	38	33	54	52
Short Range Bench (Rimfire) Team								17	9	10	11	18	24	18	23	15
Short Range Bench Seniors (Rim&Air)			18	21	32	41	47									
Short Range Bench Team (Rim&Air)	12	14	8	15	21	16	25									
Short Range Pistol	15	17	20	20	19	19	20	16	6		15	12	13	14	14	13
Short Range Pistol Seniors														6		
Short Range Rifle	166	143	155	130	148	106	139	104	79	59	108	78	108	80	126	102
Short Range Rifle Juniors			6	3	5	4	4							5	4	5
Short Range Rifle Seniors			6	11	15	14	16	8	9	6	13	15	19	10	19	11

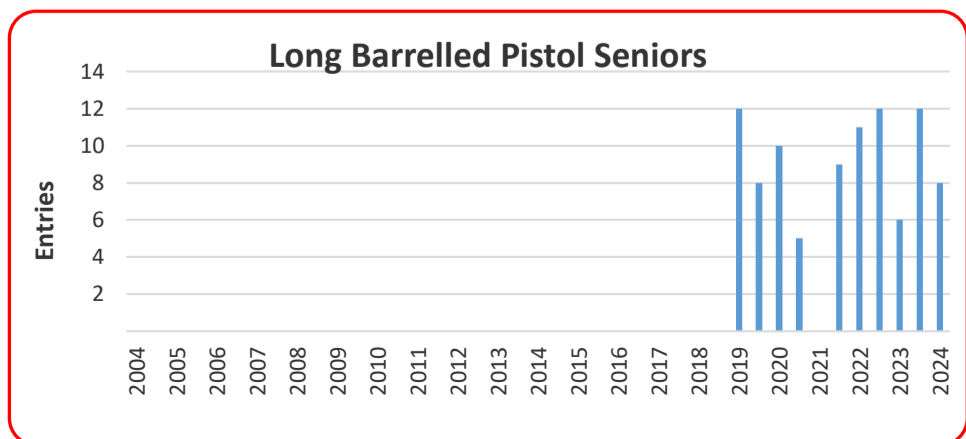
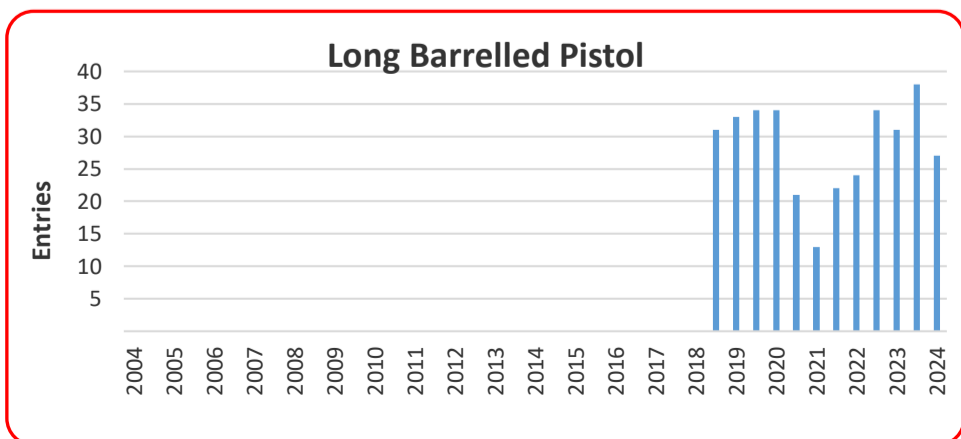
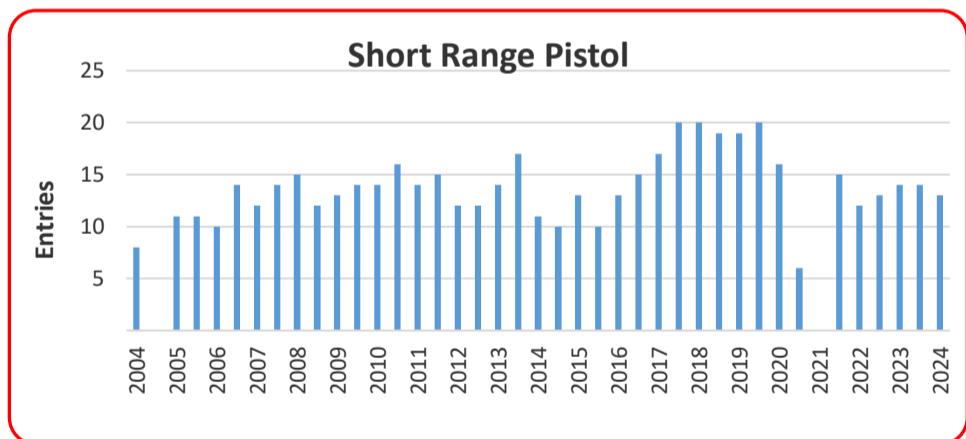
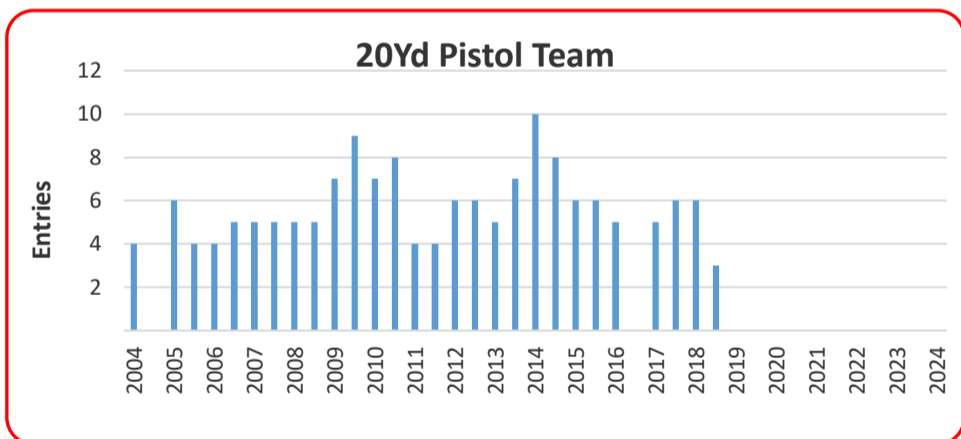
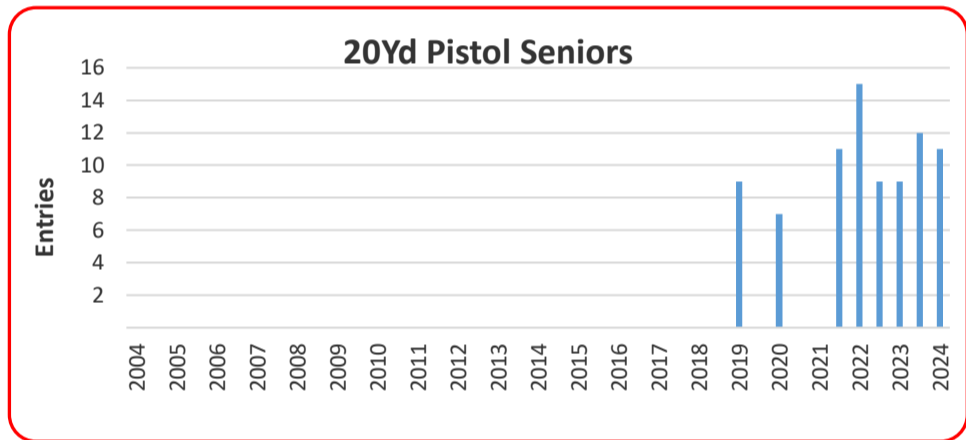
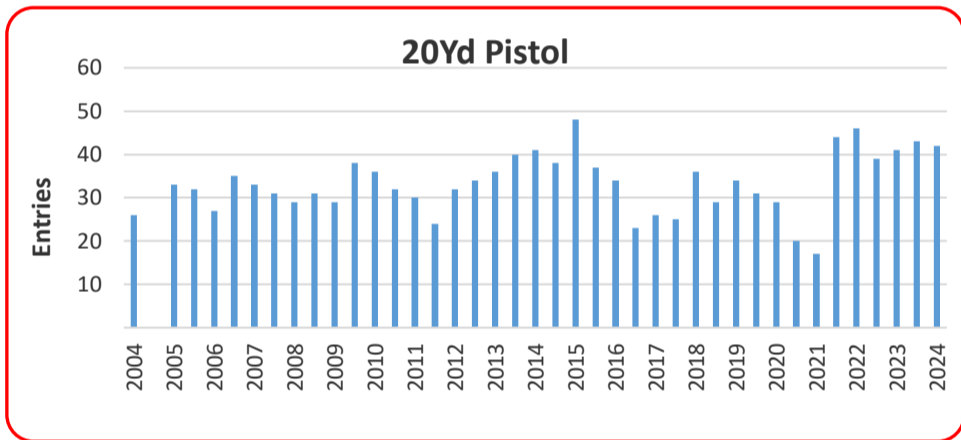


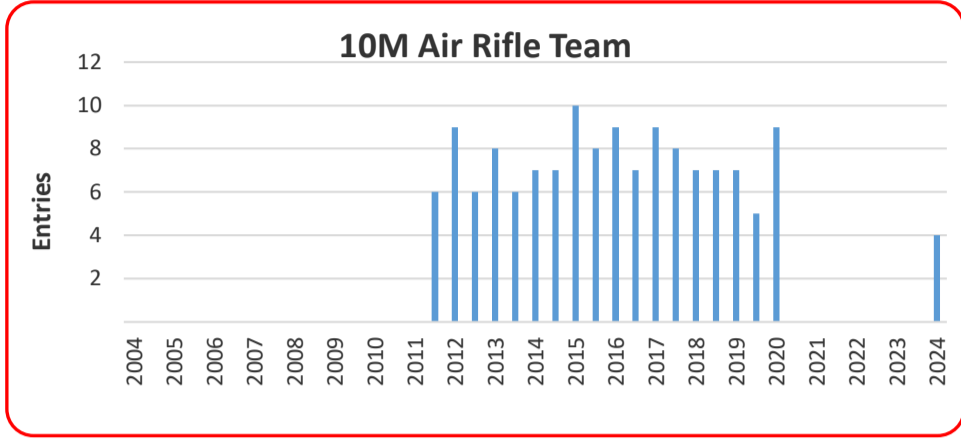
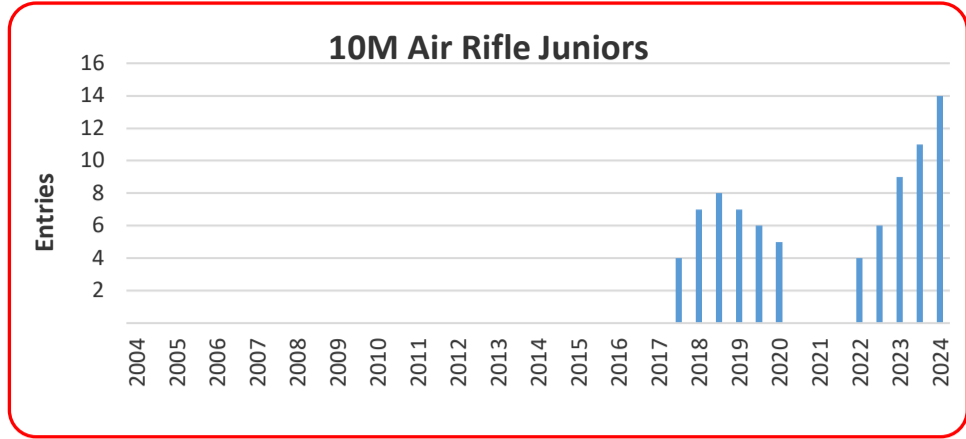
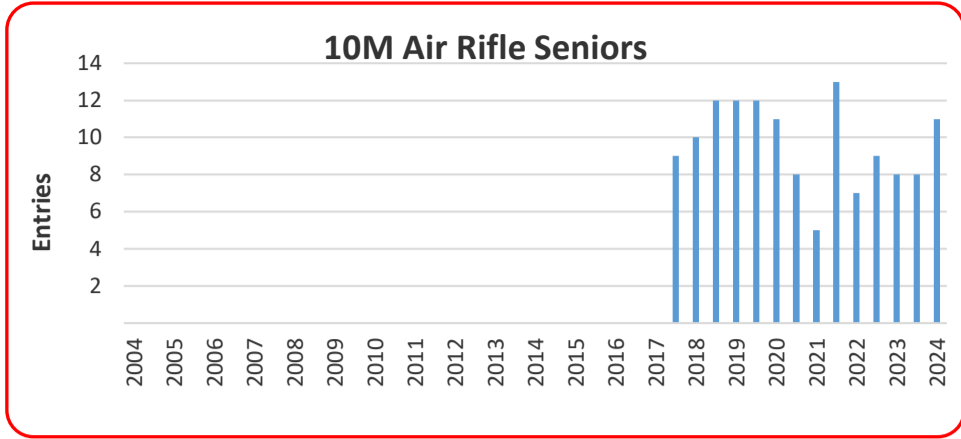
CUMBRIA & NORTHUMBRIA TSA LEAGUES - ENTRIES PER SEASON

Season	2016-17	2017	2017-18	2018	2018-19	2019	2019-20	2020	2020-21	2021	2021-22	2022	2022-23	2023	2023-24	2024
Short Range Rifle Team	32	26	29	21	26	18	25	15	15	8	17	12	18	12	23	16
Sport Rifle	213	192	183	179	178	181	189	197	86	81	128	164	158	160	158	158
Sport Rifle Juniors				5	4											
Sport Rifle Seniors			12	21	29	34	36	39	25	24	28	43	41	42	40	47
Sport Rifle Team	23	18	15	18	19	15	17	16	8	8	11	12	14	18	17	16

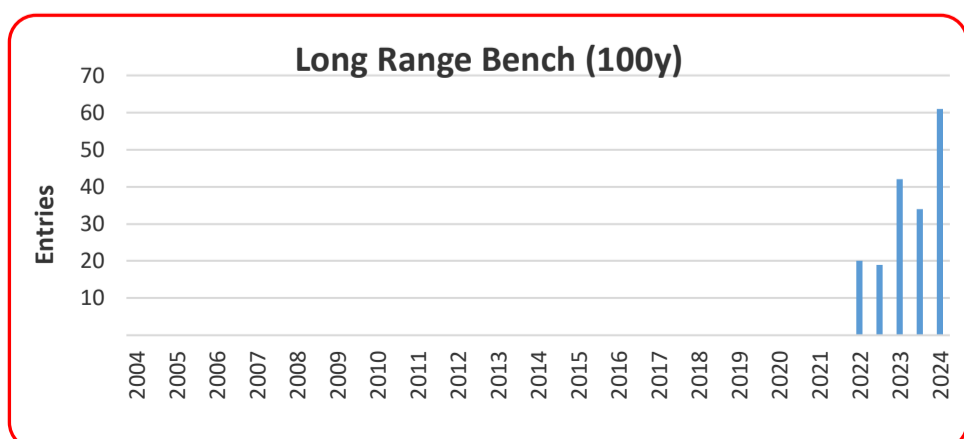
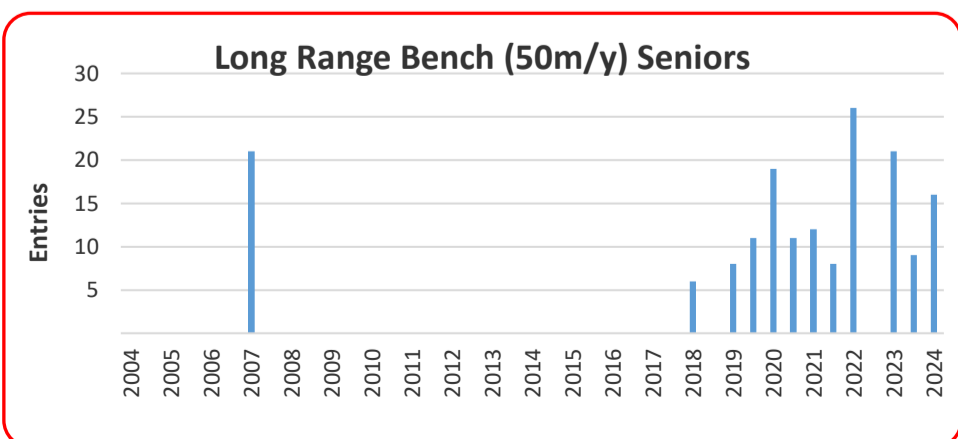
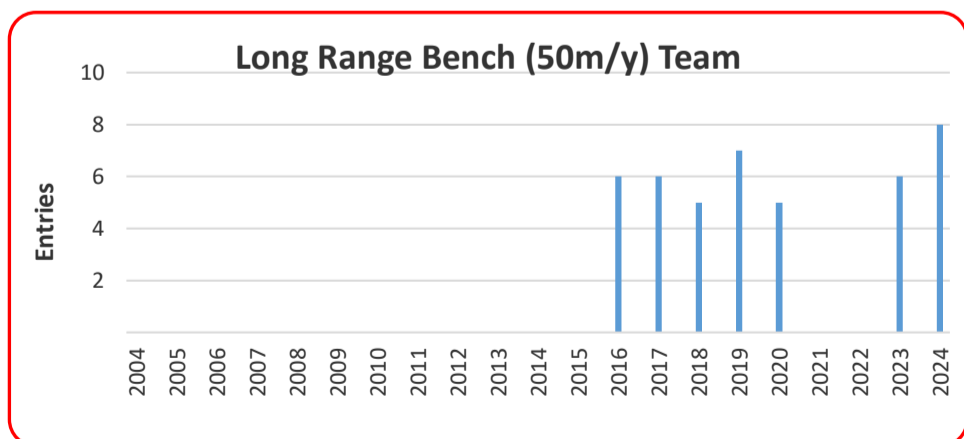
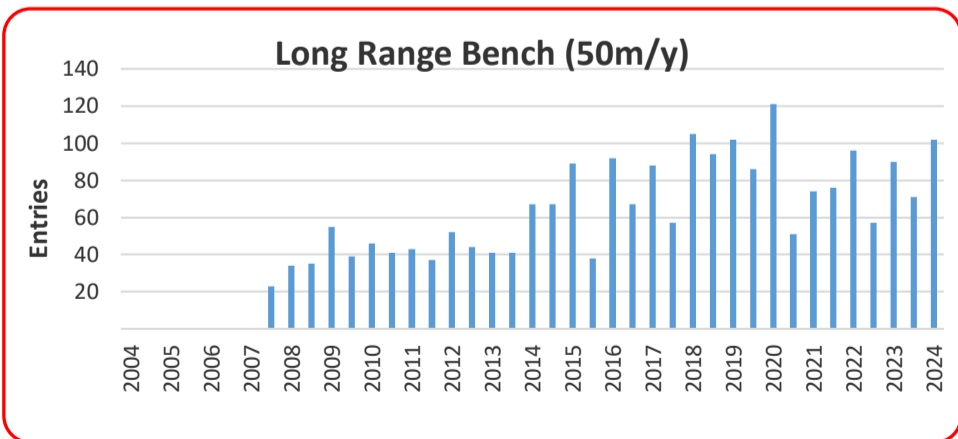
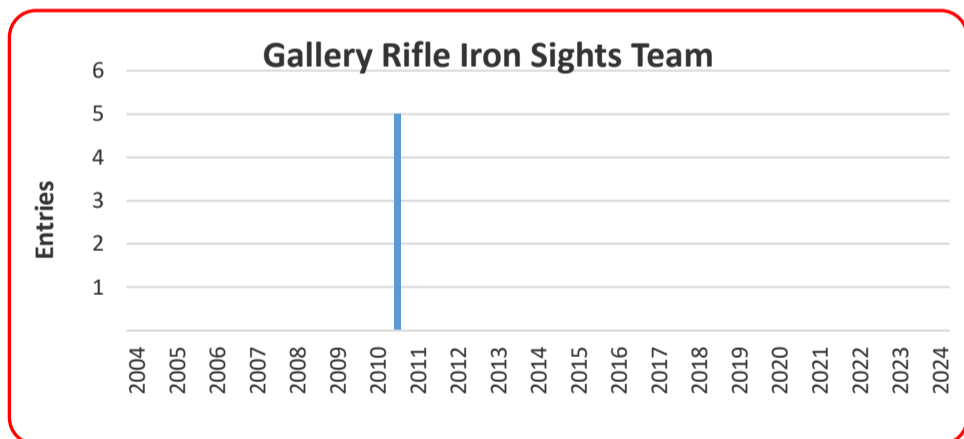
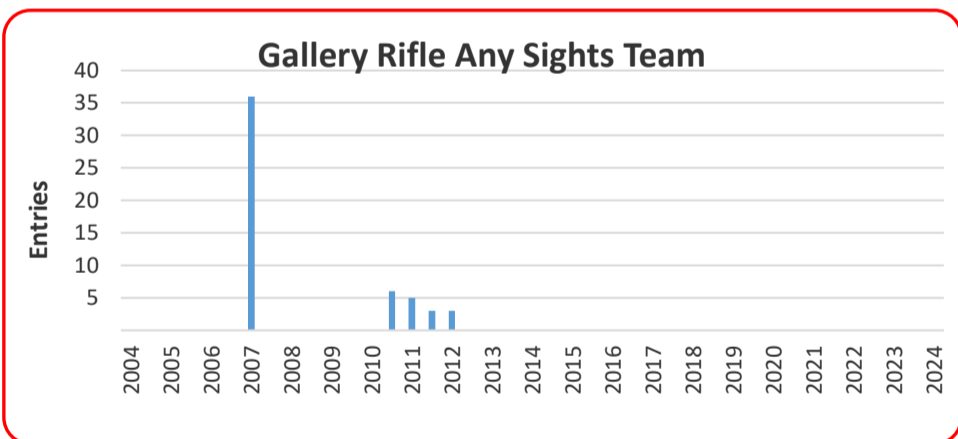
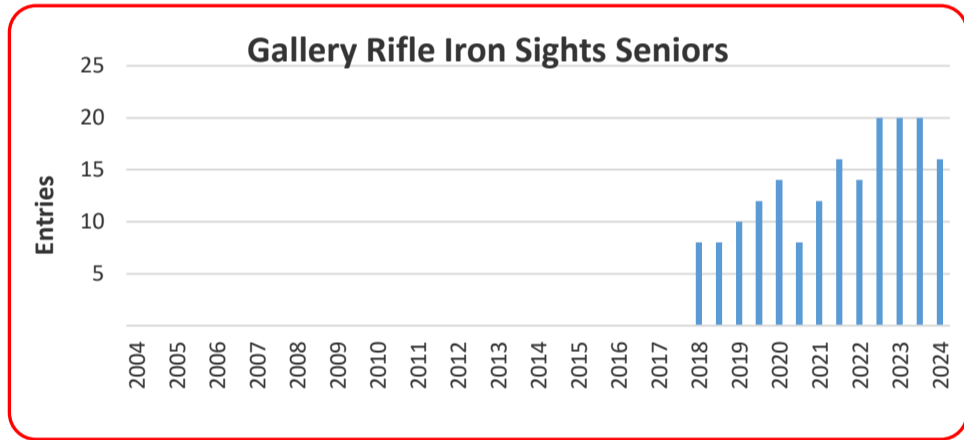
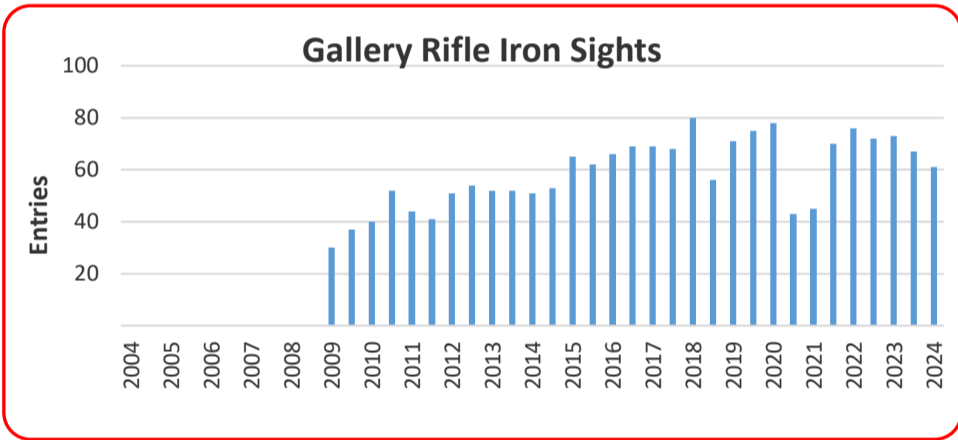
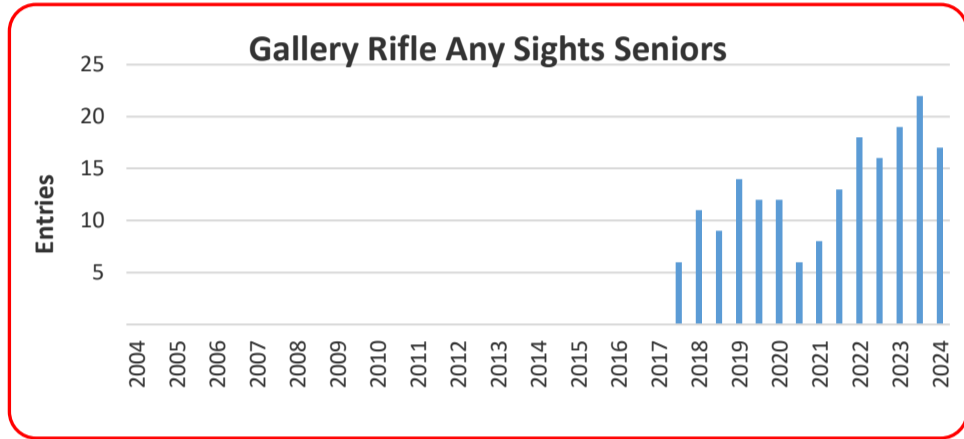
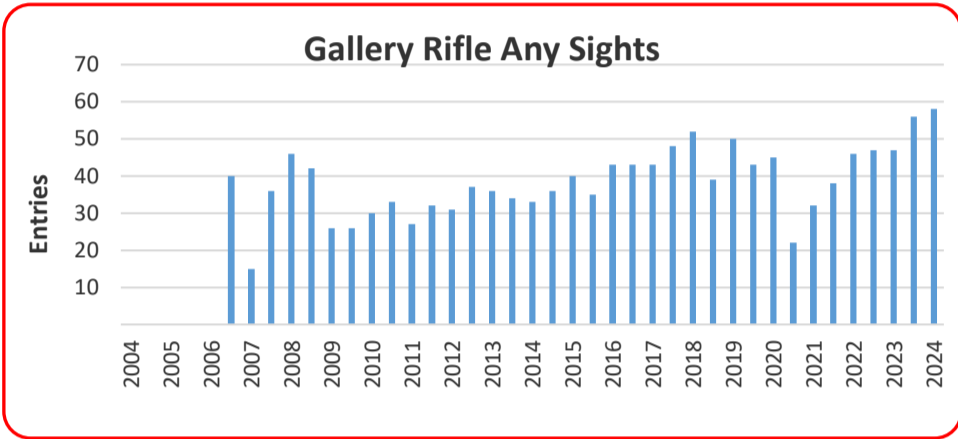
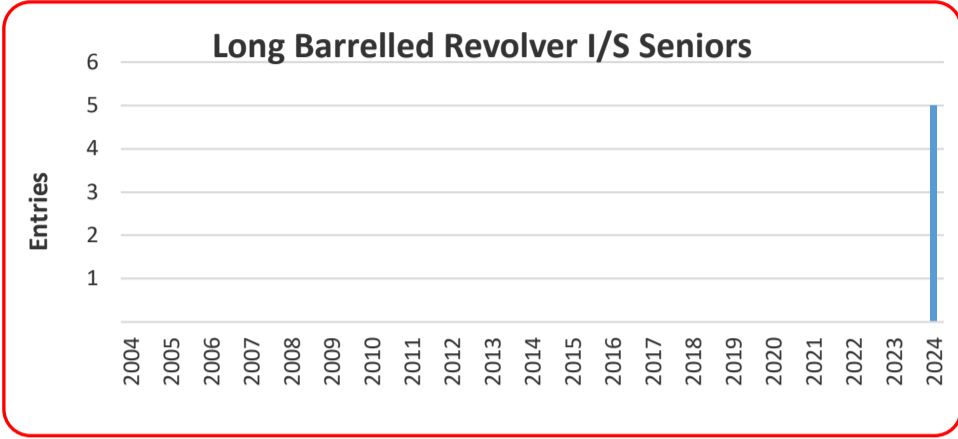
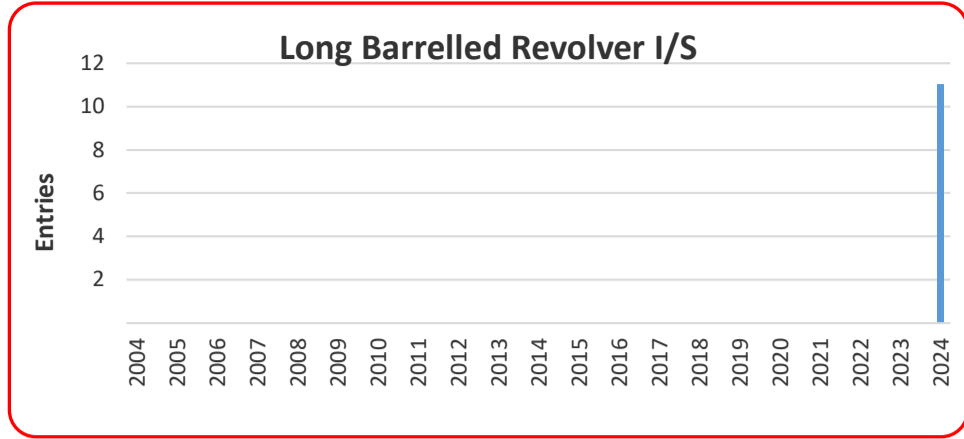
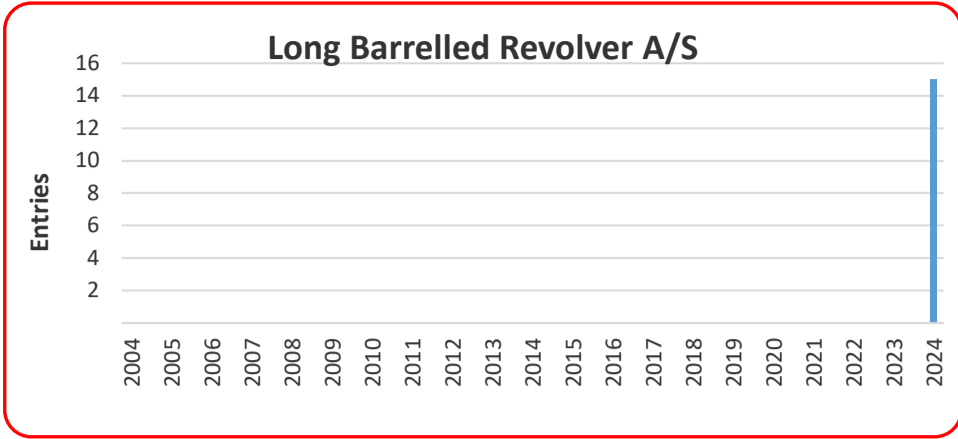
CUMBRIA & NORTHUMBRIA TSA LEAGUES - TRENDS OF ENTRIES PER SEASON



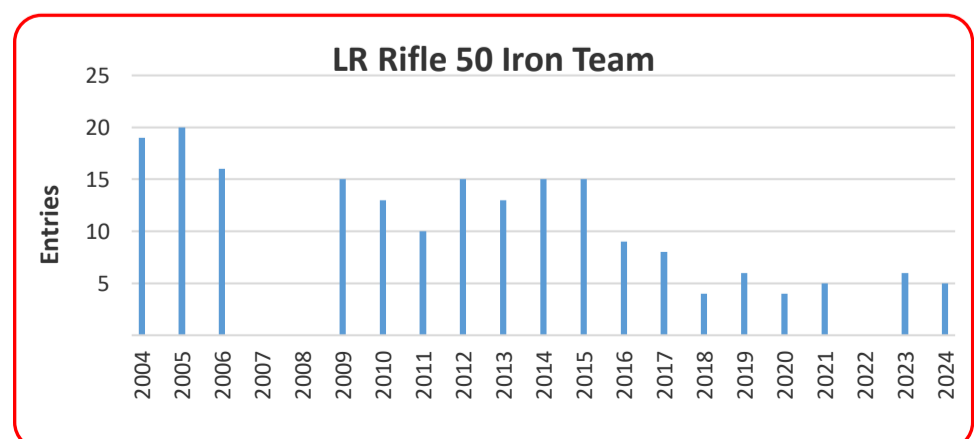
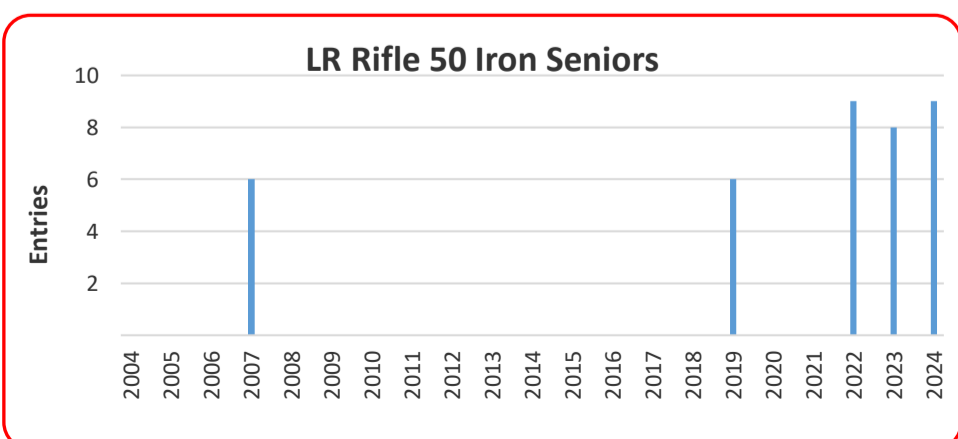
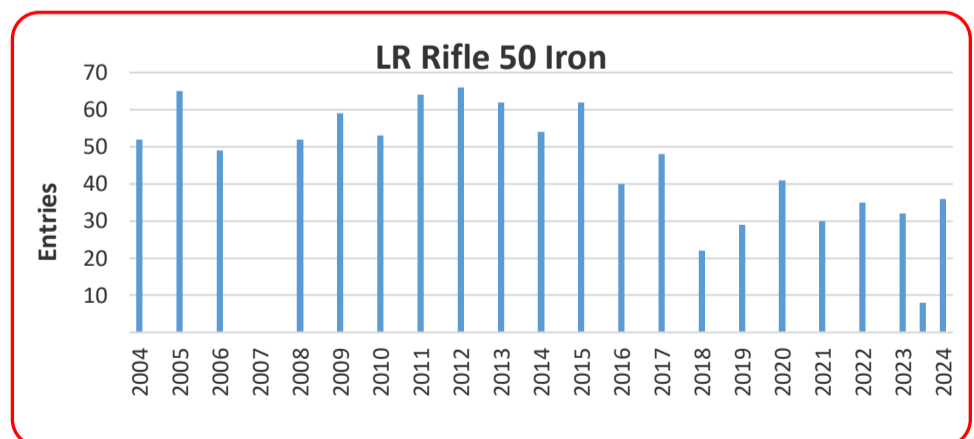
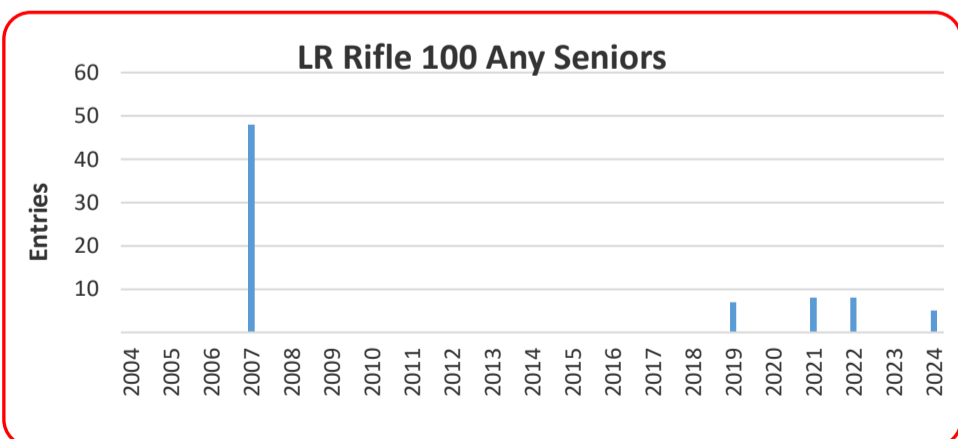
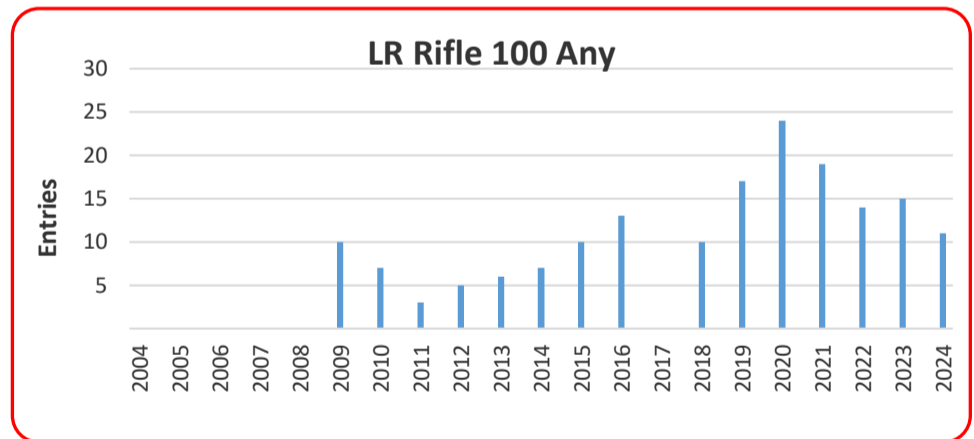
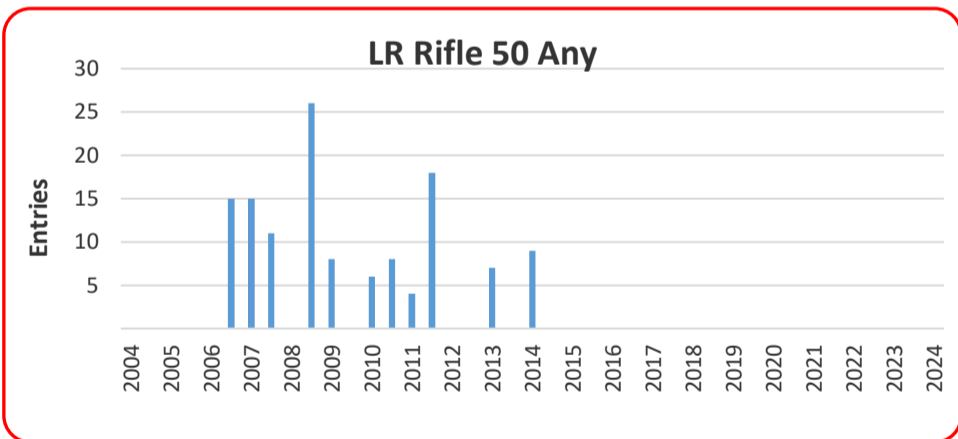
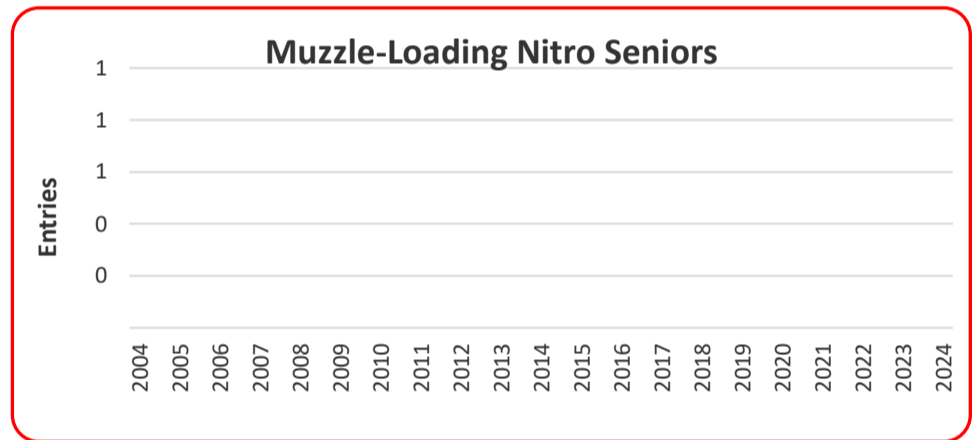
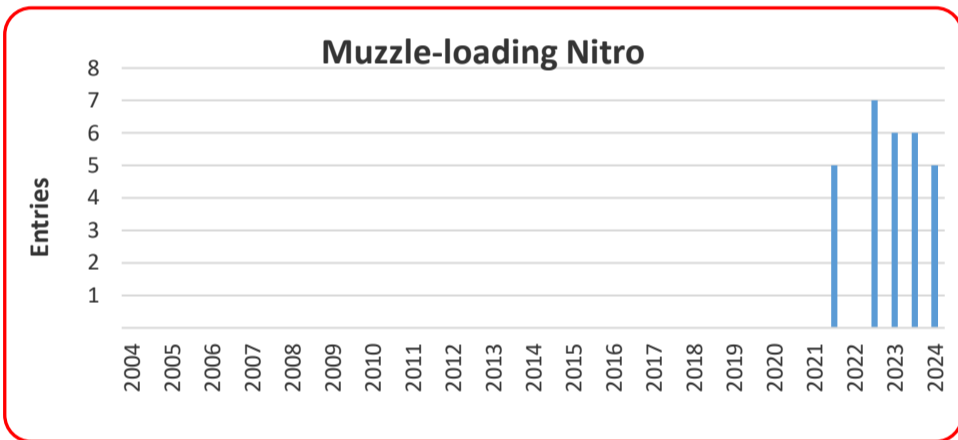
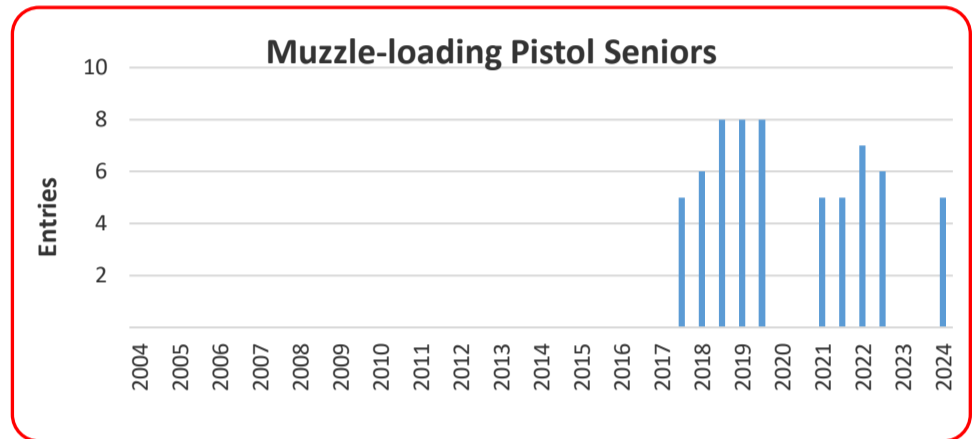
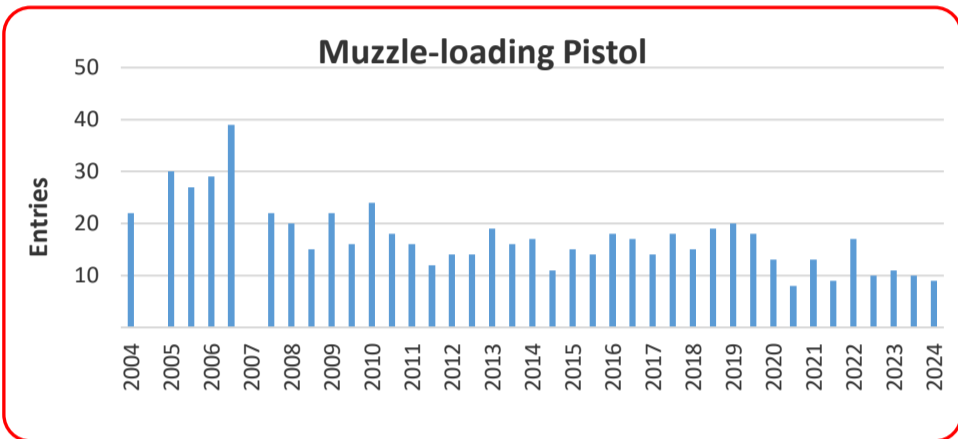
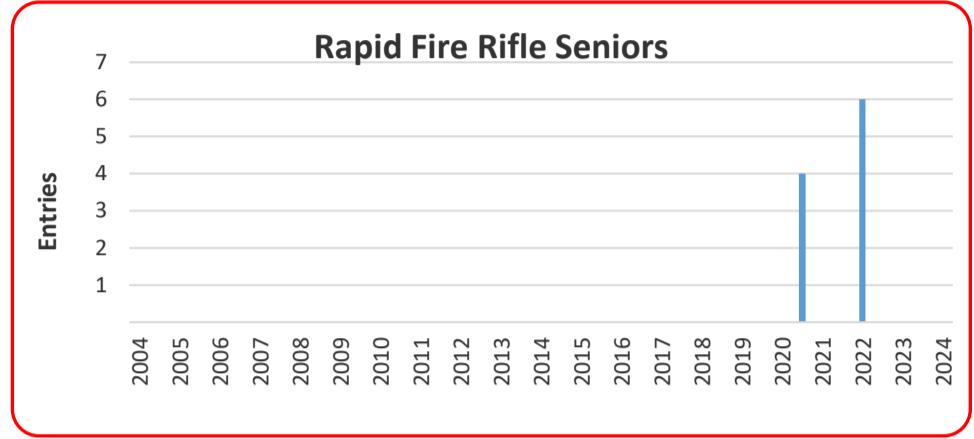
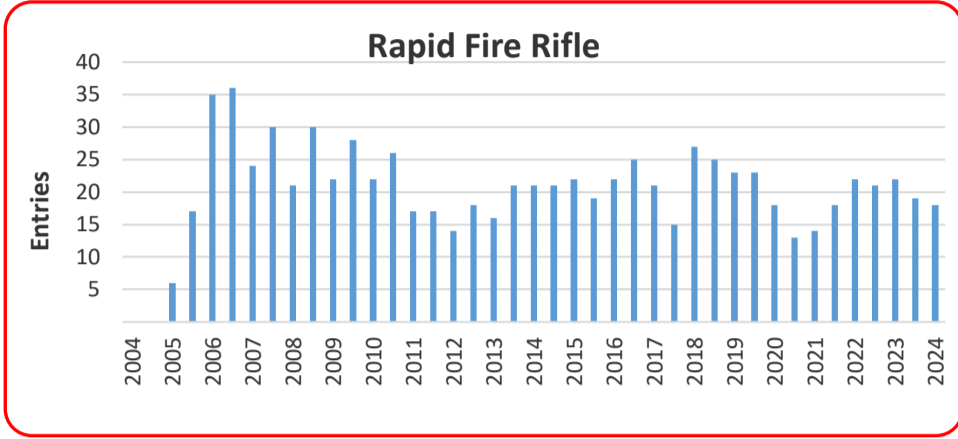
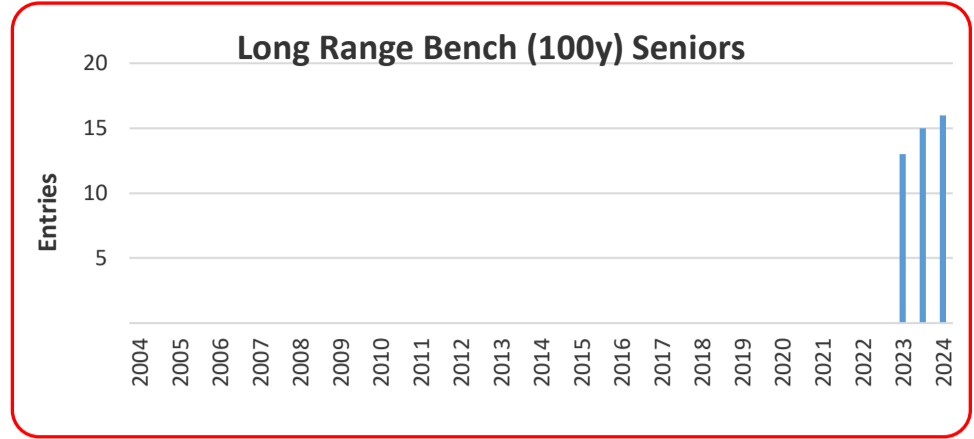
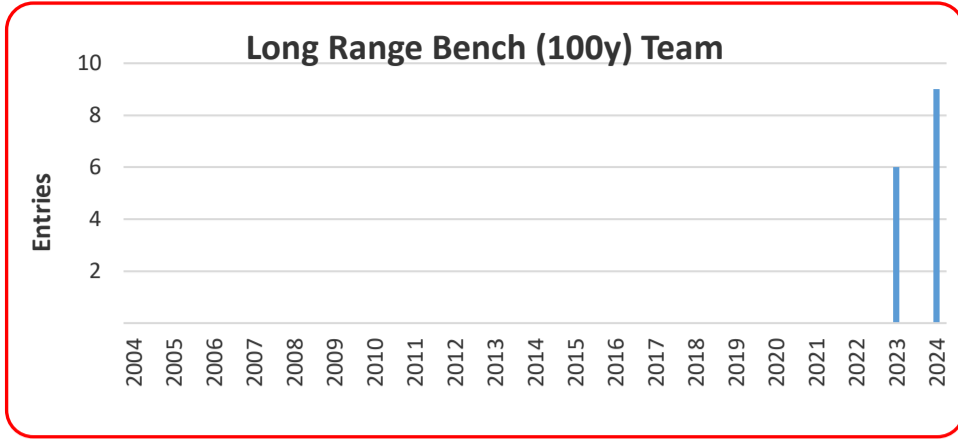
CUMBRIA & NORTHUMBRIA TSA LEAGUES - TRENDS OF ENTRIES PER SEASON



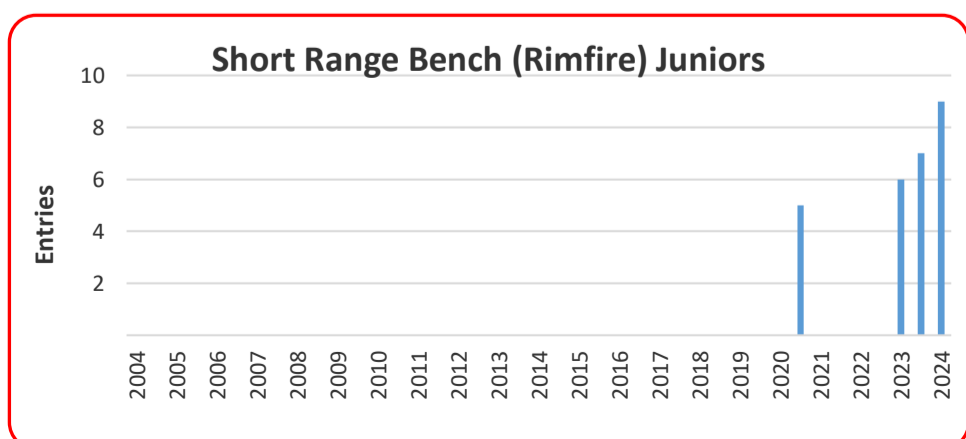
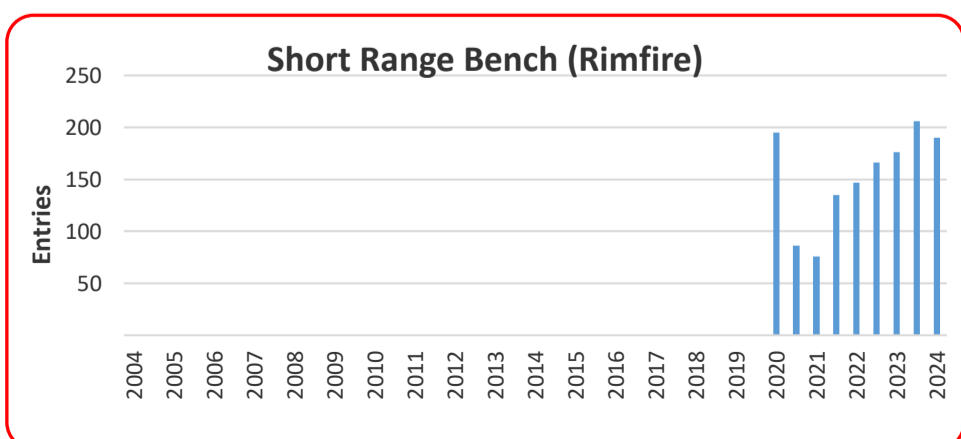
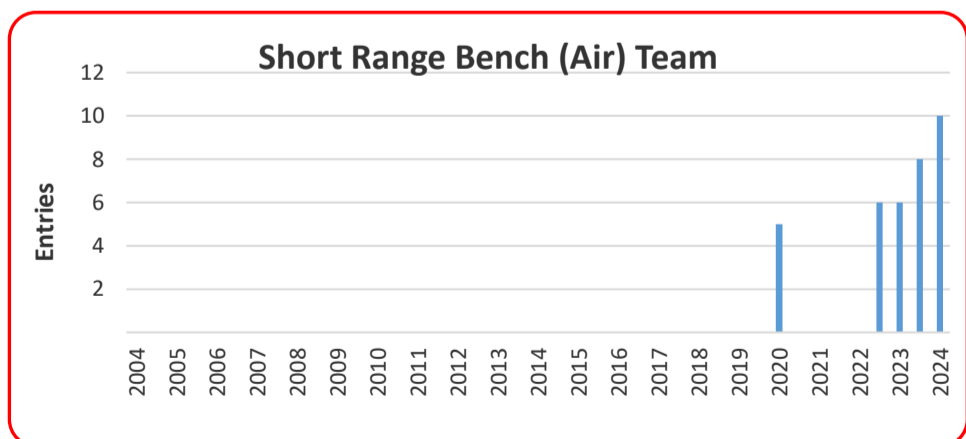
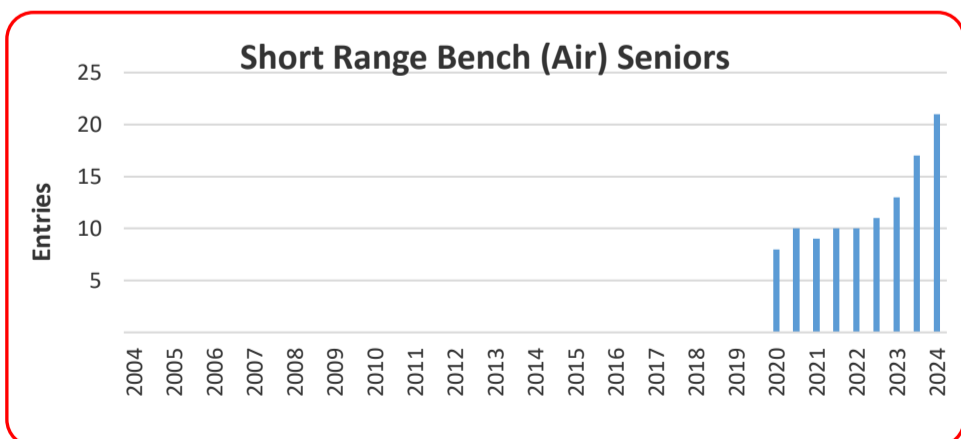
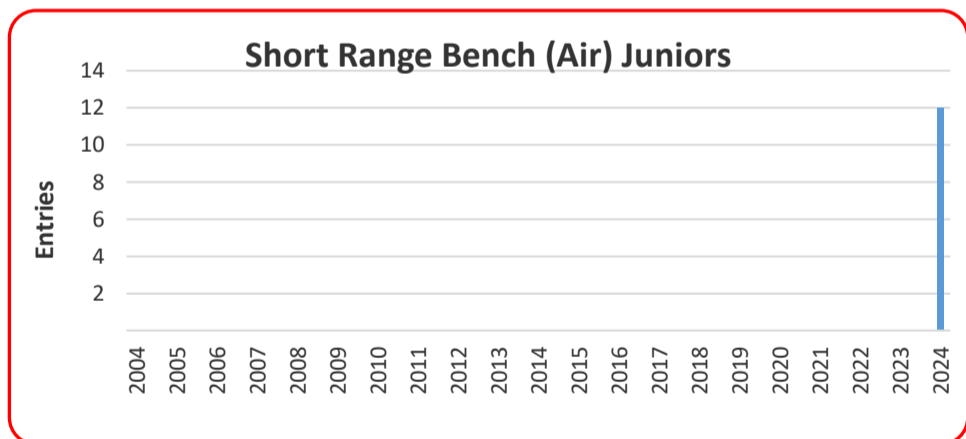
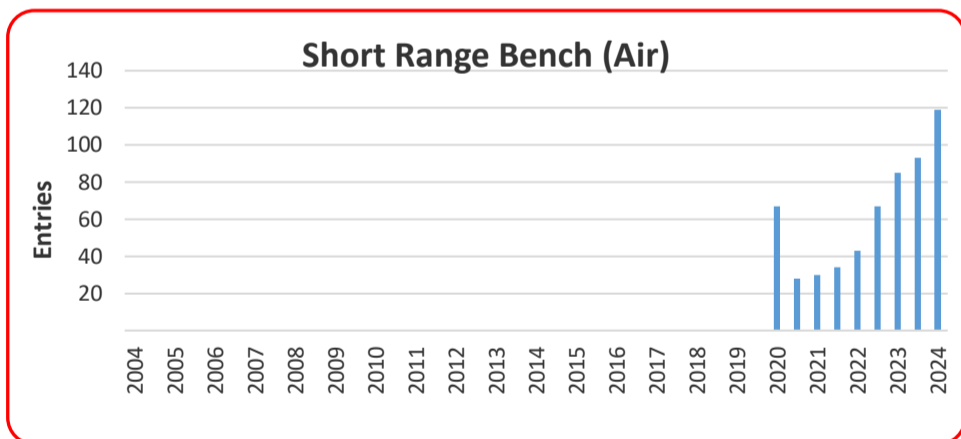
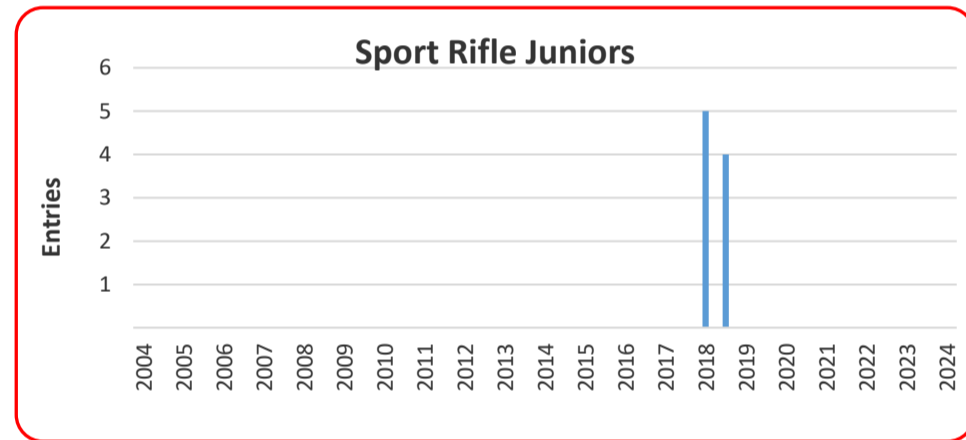
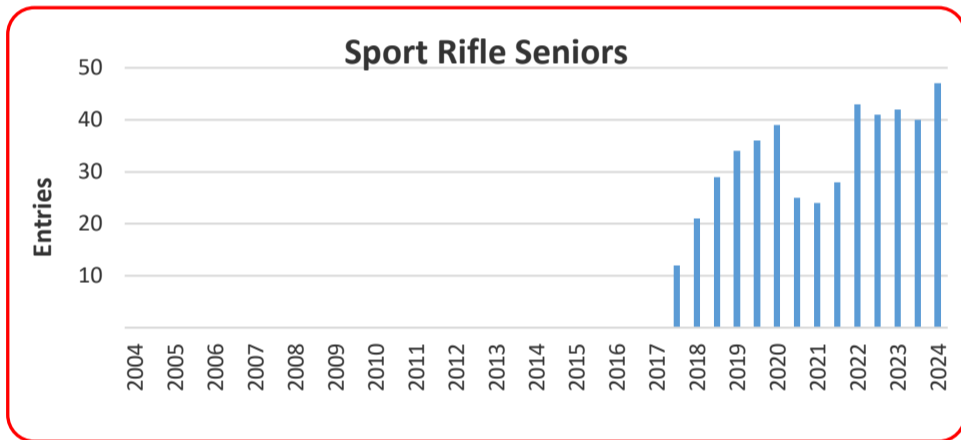
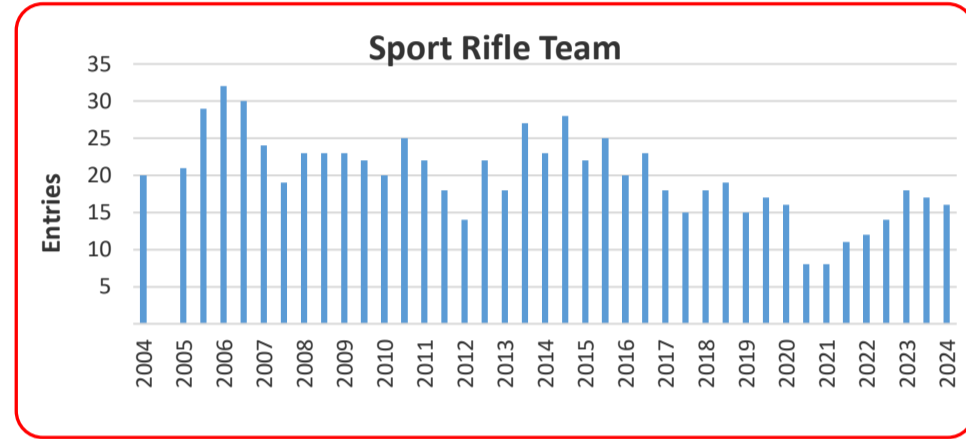
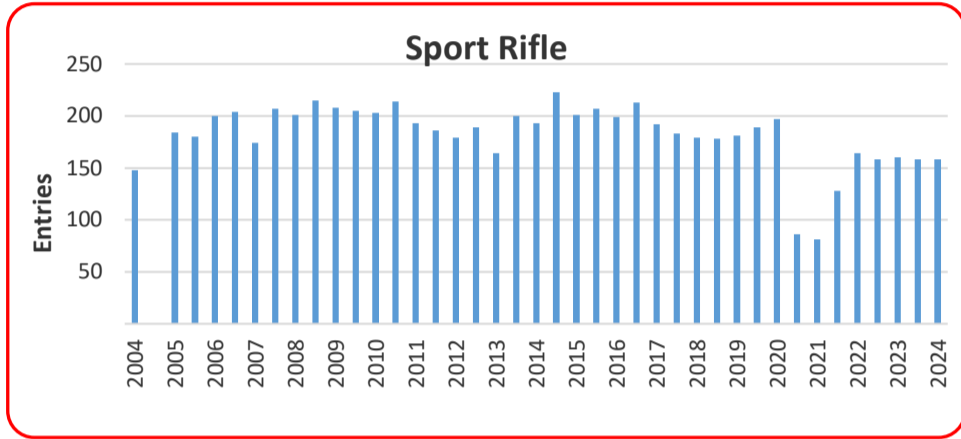
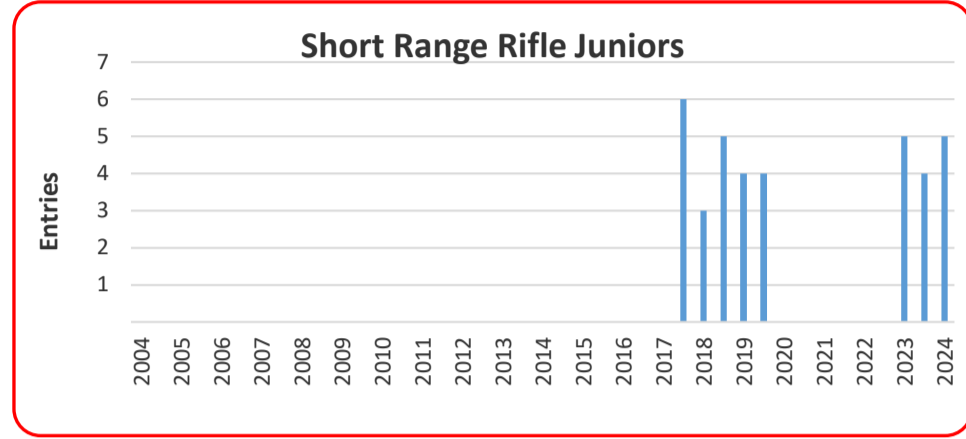
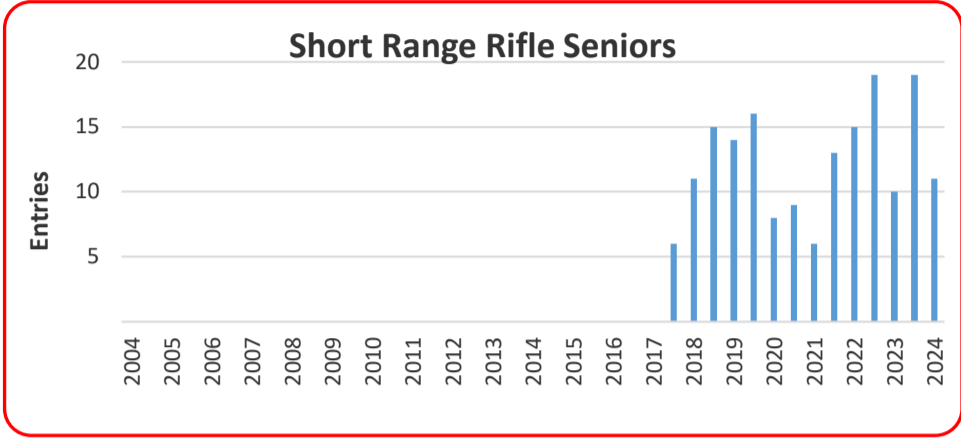
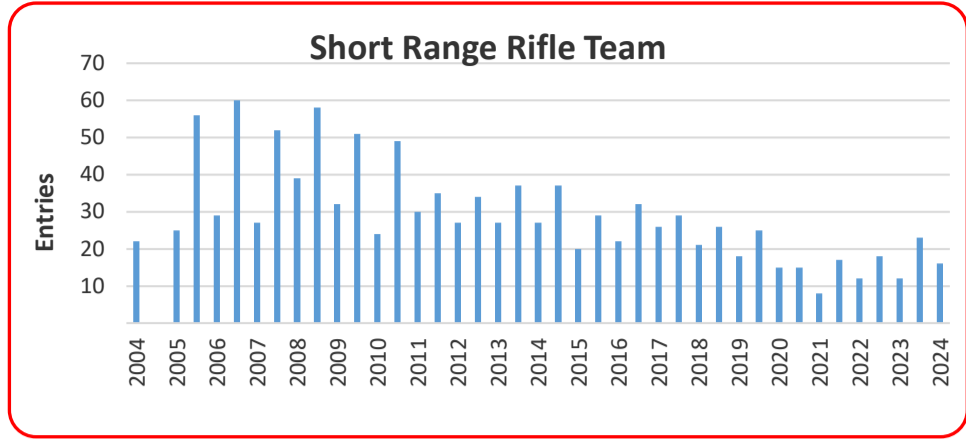
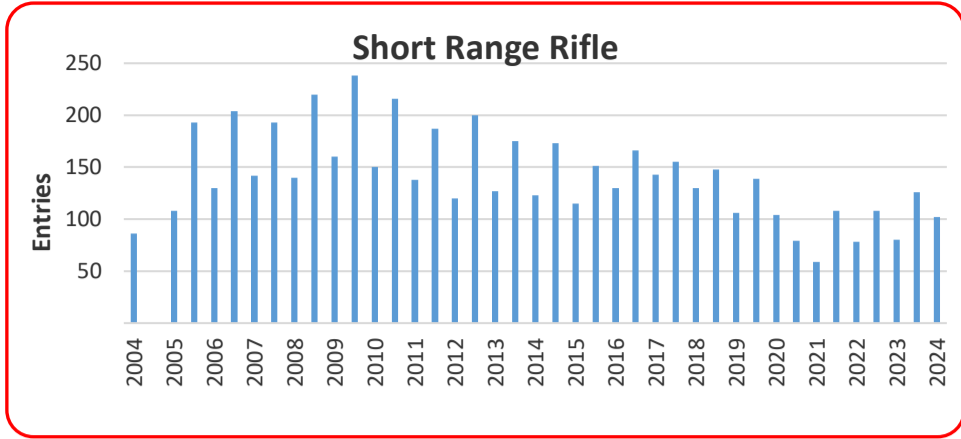
CUMBRIA & NORTHUMBRIA TSA LEAGUES - TRENDS OF ENTRIES PER SEASON



CUMBRIA & NORTHUMBRIA TSA LEAGUES - TRENDS OF ENTRIES PER SEASON



CUMBRIA & NORTHUMBRIA TSA LEAGUES - TRENDS OF ENTRIES PER SEASON



CUMBRIA & NORTHUMBRIA TSA LEAGUES - TRENDS OF ENTRIES PER SEASON

